



Public opinion survey – Wiltshire Police Force Area

The Office of the Police and Crime Commissioner (OPCC) commissioned M.E.L. Research to consult local residents.

During 2012/13 4408 Wiltshire residents completed the survey. A minimum of 384 people took part in each of the eleven policing sectors* ensuring that the results for each sector were significant**.

The aims of this survey are:

- To measure public perception of Wiltshire Police and how communities are policed
- To consult the public and enable the OPCC and Wiltshire Police to prepare policing plans
- To enhance the OPCC and Wiltshire Police's understanding of how policing influences people's sense of security and wellbeing

Public perceptions linked to the Police and Crime Commissioner Priorities

Public Perceptions	September 2012	March 2013	Direction of Travel
Feel safe when outside in their local area during the day	92.7%	94.0%	
Feel safe when outside in their local area after dark	64.6%	63.2%	
Are satisfied with the level of police visibility in their neighbourhood	61.6%	56.8%	

	Positive change; greater than ± 3 percentage points
	Stable; change is within ± 3 percentage points
	Negative change; greater than ± 3 percentage points

Feelings of safety during the day

- The most recent opinion survey indicates that almost all respondents (94%) feel safe in their local area during the day; there was no significant change in feelings of safety during the day between September 2012 and March 2013.
- Broken down to locality, all of the 11 sector areas report levels of safety during the day at similar levels, with the exception of Swindon Central where significantly fewer respondents (85%) reported that they felt safe during the day.



Public opinion survey – Wiltshire Police Force Area

Feelings of safety after dark

- Just under two thirds of respondents (63%) in the most recent survey report that they feel safe after dark; there was no significant change in feelings of safety after dark between September 2012 and March 2013.
- Analysis has shown that the gender of respondents has a significant impact on feelings of safety after dark, with just over half of the females surveyed (55%) reporting that they feel safe after dark compared to more than three quarters of males (76%).
- The age group of respondents had no significant impact on the responses given, with all three age groups (16 – 34, 35 – 54 and 55+) reporting similar levels of feelings of safety after dark.
- Locality has a bearing on feelings of safety after dark with respondents in the Swindon West, Swindon Central and Swindon East sectors significantly less likely to report they feel safe after dark (all at 52% or less).
- Respondents in the Devizes & Marlborough, Warminster, Royal Wootton Bassett and Salisbury areas are significantly more likely to report they feel safe after dark (all over 70%).

Satisfaction with police visibility

- Satisfaction with visibility has dropped by five percentage points from 62% to 57% between September 2012 and March 2013.
- Analysis has shown that age group is one of the factors likely to influence the response given. Those in the 16 – 34 age category are more likely to say they are satisfied with visibility (71%), with those in the 35 – 54 and 55+ age groups less satisfied at 56% and 58% respectively.
- All sector areas report satisfaction with visibility in line with the Force average, with the exception of the Swindon West Sector where satisfaction with visibility is significantly lower at 52%.

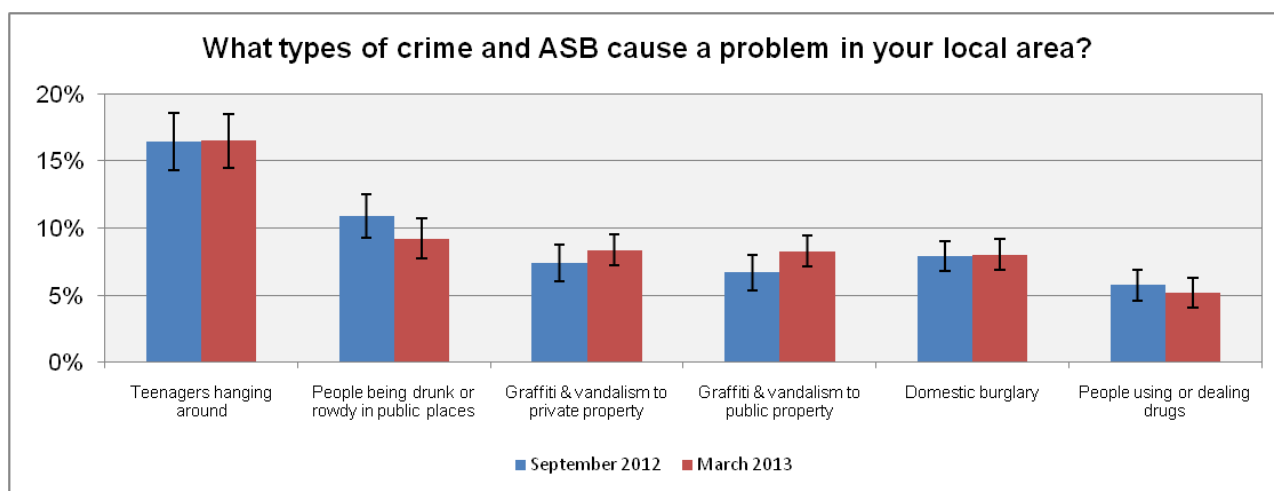
If you have any queries please contact the OPCC



Public opinion survey – Wiltshire Police Force Area

What types of crime and anti social behaviour (ASB) cause a problem in your area?

- When asked to tell us what types of crime or ASB cause a problem in the local area, 53% of respondents said that there were no Crime or ASB issues that cause a problem in their local area.



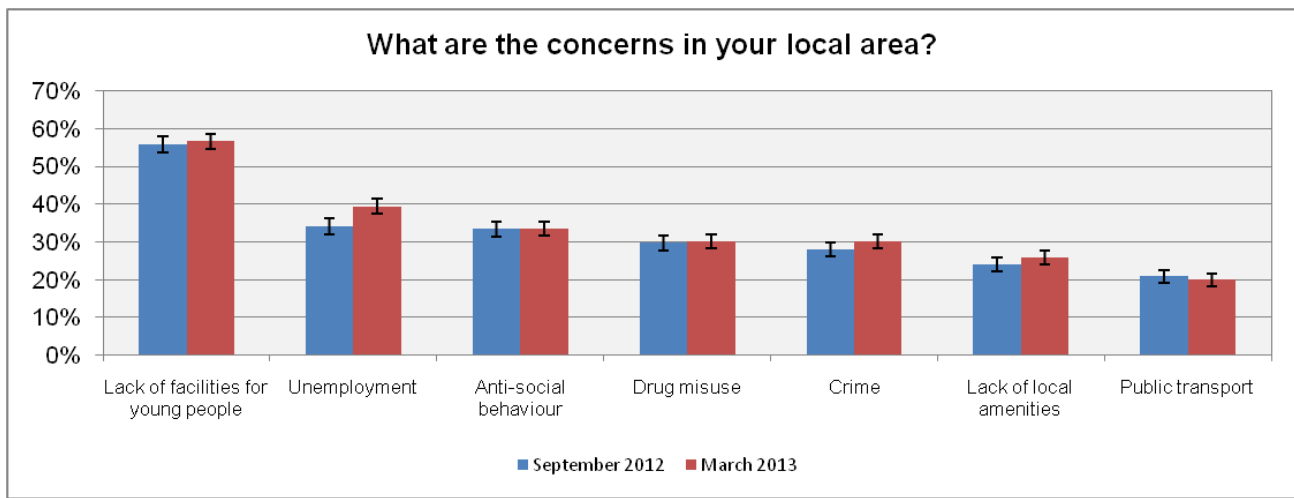
- There is no significant change in responses between September 2012 and March 2013.
- Teenagers hanging around continues to be the type of ASB that respondents are most likely to say causes a problem, with respondents in Amesbury and Swindon West significantly more likely to say this was an issue.
- The age of respondents was a significant factor in those that say teenagers hanging around is an issue. In the 35 - 54 age group 22% of respondents highlighted this as an issue, compared to 13% of those in the 55+ age group and 16% of those in the 16 – 34 age group.
- Those respondents with children in their own households were more likely to say teenagers hanging around was an issue.



Public opinion survey – Wiltshire Police Force Area

What are the concerns in your area?

- Respondents are given prompts. They can make a yes / no choice for each potential area of concern.



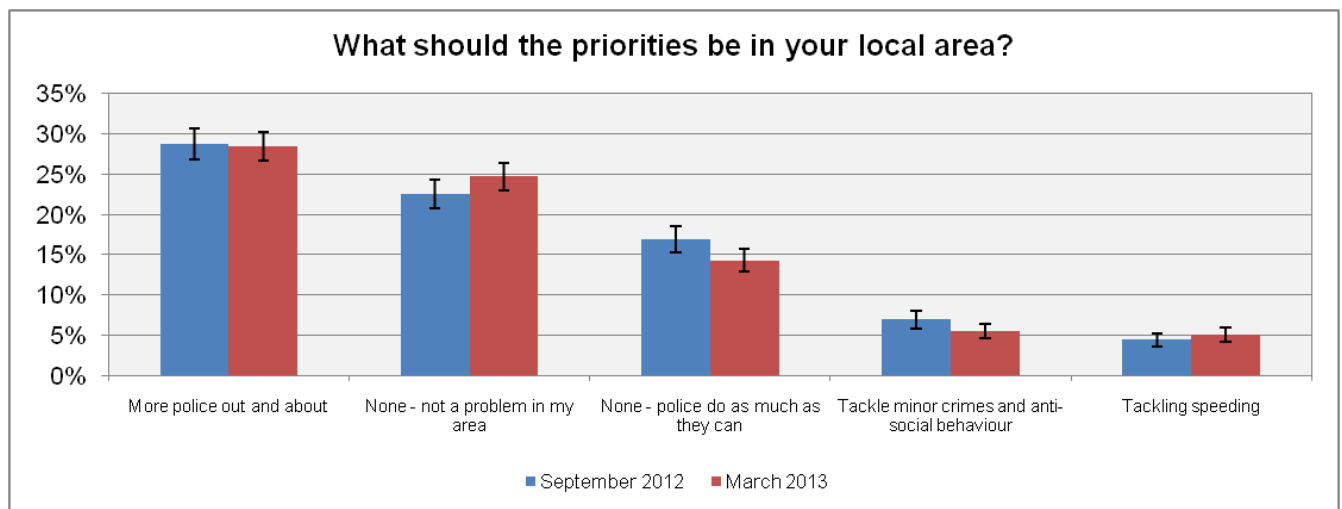
- The largest area of concern was a lack of facilities for young people, with over half (57%) of all respondents in September 2012 stating this as a concern.
- There is no correlation between sector areas where higher proportions of respondents say teenagers hanging around is an issue and higher proportions say that a lack of facilities for young people is a concern.
- The only area showing any significant change is unemployment with the proportion stating that this is a concern increasing by five percentage points from 34% to 39%.



Public opinion survey – Wiltshire Police Force Area

What should the priorities be in your area?

- There are no significant changes in the responses given for priorities in local areas between September 2012 and March 2013.



- The most frequently occurring response was having more officers out and about, with just over a quarter (28%) of respondents telling us this should be a priority.
- A quarter of all respondents didn't feel that there were any issues in their local area and as a result, felt there were no priorities, and 14% of respondents felt that the police already did as much as they could.
- With the exceptions of tackling minor crime and ASB along with speeding, there were no other areas where more than five per cent of respondents felt Wiltshire Police should prioritise.

* Wiltshire Police is divided geographically into 11 local policing sectors. These sectors are then further divided into sections - these usually consist of a large town and the neighbouring villages or community areas.

**Statistical significance; If the survey was completed using an alternative set of respondents there is a 95% chance that the result would fall within $\pm 1.5\%$ of the current result at force level. At sector level there is a 95% chance that the result would fall within $\pm 5\%$ of the current result.